

CODE NUMBER

3050011

DESCRIPTION


1.28 gpf, Polished Chrome Finish, Fixture Connection Top Spud, Single Flush, Whitworth Thread, Dolphin Exposed Manual Water Closet Flushometer.

DETAILS

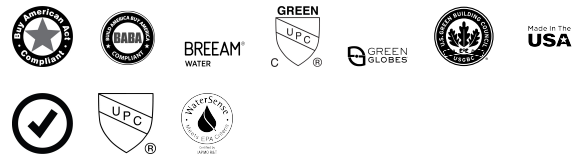
- Flush Volume: 1.28 gpf (4.8 Lpf)
- Finish: Polished Chrome (CP)
- Valve: Piston
- Valve Body Material: Red Brass
- Fixture Type: Water Closet
- Fixture Connection: Top Spud
- Rough-In Dimension: 11 ½" (292mm)
- Spud Coupling: 1 ½" (38mm)
- Supply Pipe: 1" (25mm)
- Special Features: Whitworth Thread (WWT)

FEATURES

- 1" I.P.S. Screwdriver Bak-Chek® Angle Stop with Vandal Resistant Stop Cap
- Vacuum Breaker Flush Connection
- Flushometer does not require water pressure to positively shut off
- Non-Hold-Open Handle and No External Volume Adjustment to Ensure Water Conservation
- Handle Packing, Stop Seat and Vacuum Breaker to be Molded from PERMEX® Rubber Compound for Chloramine Resistance



COMPLIANCES & CERTIFICATIONS



(BAA Compliant, BABAA Compliant, BREEAM Water Credit, cUPC Green Certified, Green Globes Water Credit, LEED V4 Water Efficiency Credit, Made in the USA, Satisfies LEED Credits, UPC Certified, WaterSense Listed)

RECOMMENDED SPECIFICATION

Valve Body, Cover, Tailpiece and Control Stop shall be in conformance with ASTM Alloy Classification for Semi- Red Brass. Valve shall be in compliance with the applicable sections of ASSE 1037 and ANSI/ASME 112.19.2.

VALVE OPERATING PRESSURE (FLOWING)

15–80 PSI (103–552 kPa). Specific fixtures may require greater minimum flowing pressure - consult manufacturer requirements.

DOWNLOADS

- [Dolphin Standard Exposed Installation Instructions](#)
- [Control Stop Repair and Maintenance Guide](#)
- [Flush Connections Flanges Repair and Maintenance Guide](#)
- [Tail Piece Repair and Maintenance Guide](#)
- [Dolphin Repair and Maintenance Guide](#)
- [Additional Downloads](#)

NOTES

All information contained within this document subject to change without notice.

Looking for other variations of the DOLPHIN 111 product? [View the general spec sheet with all options.](#)

WaterSense compliant when used with a WaterSense compliant fixture

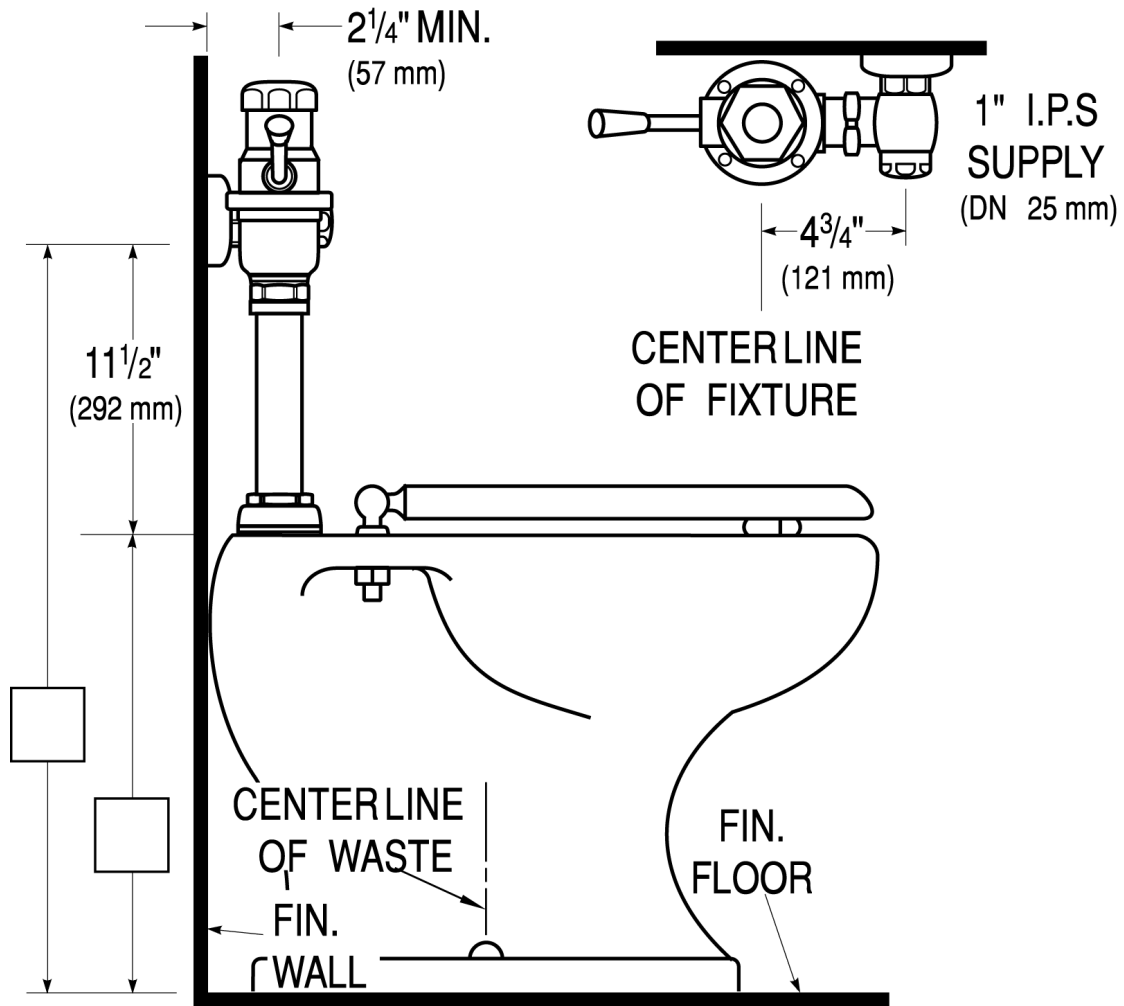
WARRANTY

[View Warranty Information](#)

Sloan 10500 Seymour Ave, Franklin Park, IL 60131

Phone: 800.982.5839 • Fax: 800.447.8329 • sloan.com

ROUGH-IN



Sloan 10500 Seymour Ave, Franklin Park, IL 60131
Phone: 800.982.5839 • Fax: 800.447.8329 • sloan.com